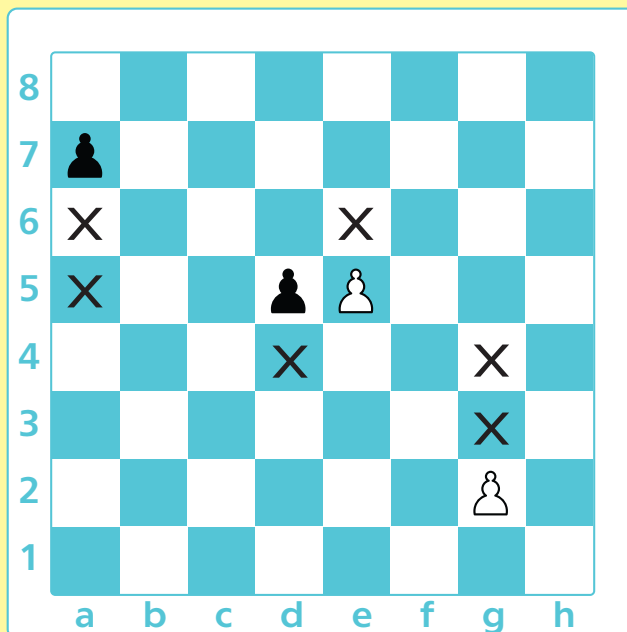


How Pawns Move:


Part 1



The pawn can move along the **file**, **only forward** and just for **one square** at a time. However, on its first move the pawn can move **one or two** squares forward.




Put an "x" to show the correct move for each pawn.



Worksheet Answer Key.

Scan the QR code to get the answer key for this worksheet. In it, you'll also find an explanation of how to solve the worksheet and additional learning resources.



Complete this worksheet online.

Scan the QR code below to open this interactive worksheet!

Let your child learn and play! The worksheet comes with a professional voice over of the task, and will be automatically checked and scored upon completion. Your child will also get suggestions of similar activities.



You can open this online worksheet in any browser and on any device. NO registration or app installation is needed to start learning. Just scan the QR code and there you are!

Ready to learn more? Use the code below to access a free lesson!

Interactive games, educational videos, online quizzes and our full worksheet collection – check it all out now!

For Students and Parents

Check out this free Trial Lesson with fun worksheets for kids!

<https://www.kidsacademy.com/tg/>

For Schools and Teachers

Great! Now your students can use the code below to join the class.

<https://www.kidsacademy.com/classroom/>