

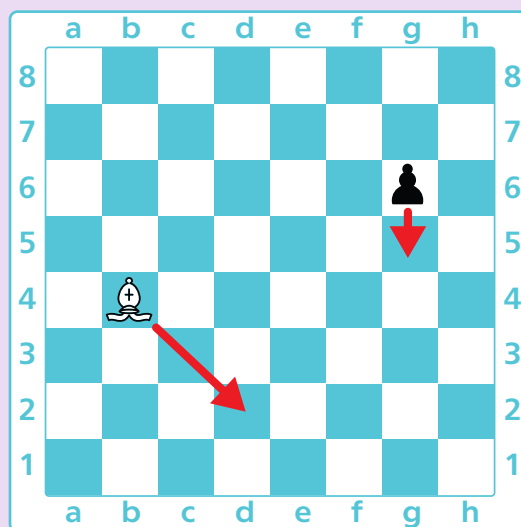
Writing it Down: NOTATION OF MOVES

To write down a move, write the short name of the piece, the start and end squares of the move and put “-” between the names of squares.

Bb4-d2 means “a bishop moved from square b4 to square d2”

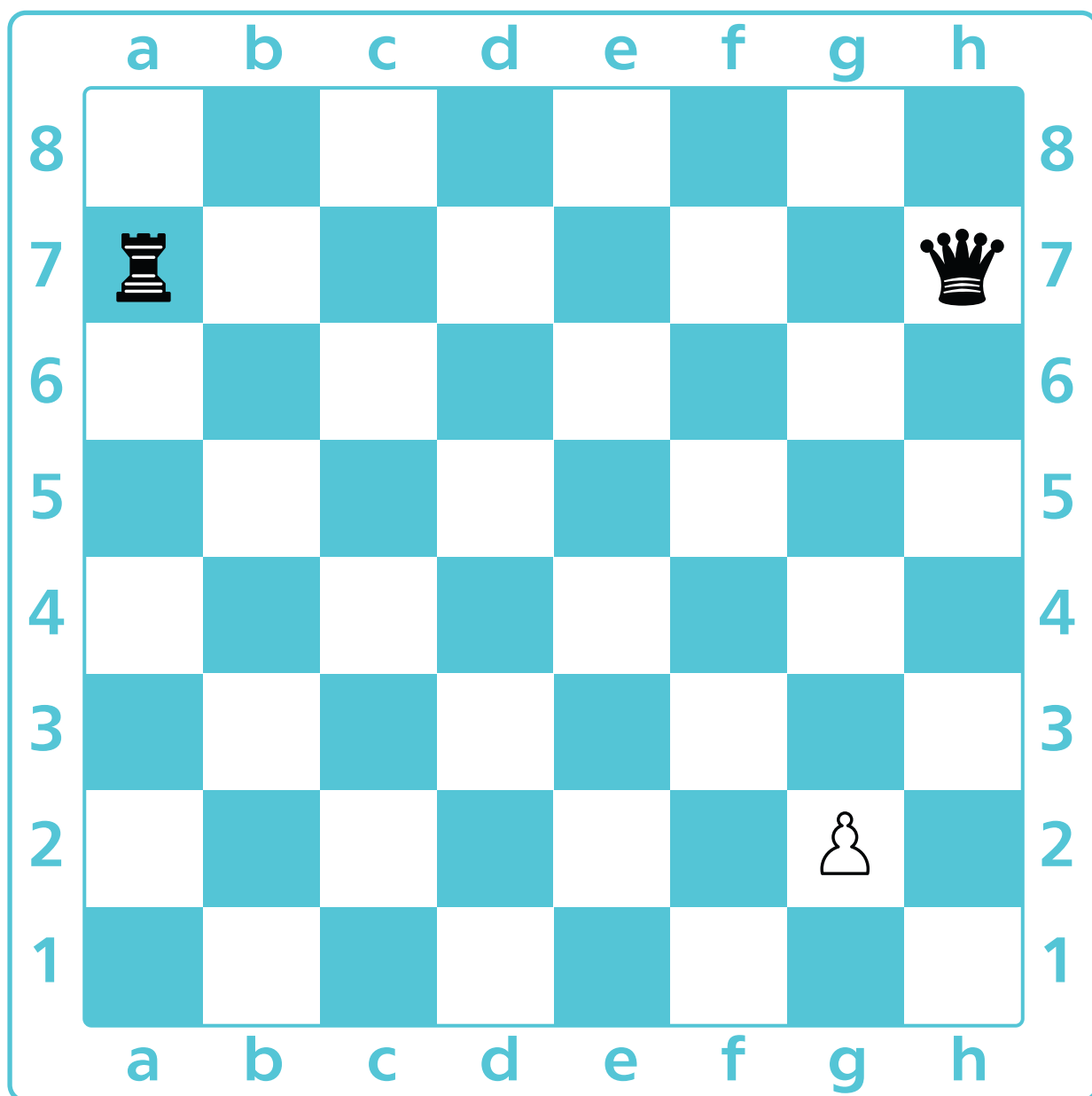
You don't need to write the short name for a pawn.

g6-g5 means “a pawn moved from square g6 to square g5”




Draw straight lines on the board below to show the following moves:

Ra7-d7
Qh7-c2
g2-g4



Worksheet Answer Key.

Scan the QR code to get the answer key for this worksheet. In it, you'll also find an explanation of how to solve the worksheet and additional learning resources.



Complete this worksheet online.

Scan the QR code below to open this interactive worksheet!

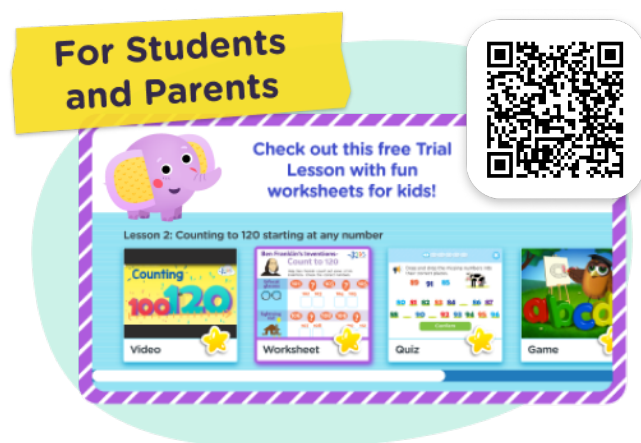
Let your child learn and play! The worksheet comes with a professional voice over of the task, and will be automatically checked and scored upon completion. Your child will also get suggestions of similar activities.



You can open this online worksheet in any browser and on any device. NO registration or app installation is needed to start learning. Just scan the QR code and there you are!

Ready to learn more? Use the code below to access a free lesson!

Interactive games, educational videos, online quizzes and our full worksheet collection – check it all out now!



<https://www.kidsacademy.com/tg/>

<https://www.kidsacademy.com/classroom/>