



# NAME PARTS OF THE PIES

Mark's mother made 4 pies.  
She cut each of them into equal  
parts. Help Mark name the equal  
parts for each pie.  
Check the correct answers.



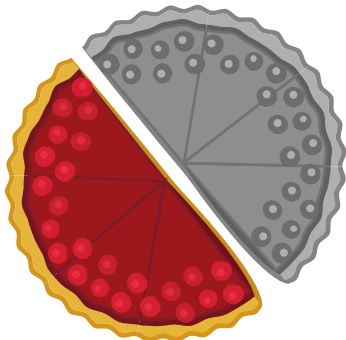
a half of the pie

a fourth of the pie



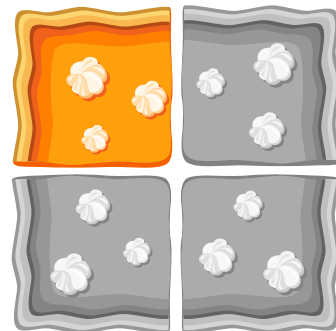
a half of the pie

a quarter of the pie



a half of the pie

a quarter of the pie

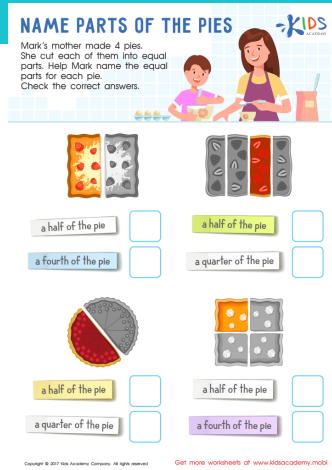


a half of the pie

a fourth of the pie

## Worksheet Answer Key.

Scan the QR code to get the answer key for this worksheet. In it, you'll also find an explanation of how to solve the worksheet and additional learning resources.



## Complete this worksheet online.

Scan the QR code below to open this interactive worksheet!

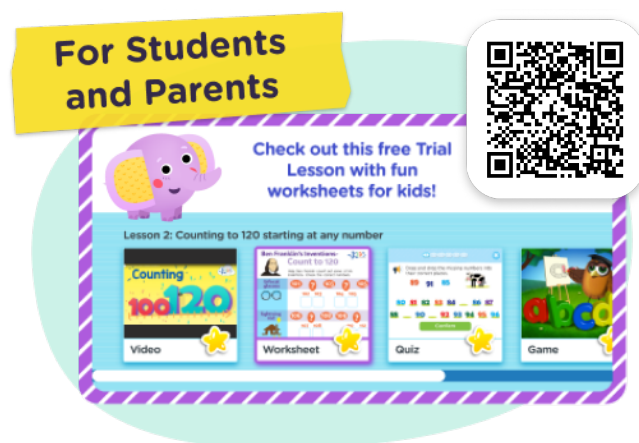
Let your child learn and play! The worksheet comes with a professional voice over of the task, and will be automatically checked and scored upon completion. Your child will also get suggestions of similar activities.



You can open this online worksheet in any browser and on any device. NO registration or app installation is needed to start learning. Just scan the QR code and there you are!

## Ready to learn more? Use the code below to access a free lesson!

Interactive games, educational videos, online quizzes and our full worksheet collection – check it all out now!



<https://www.kidsacademy.com/tg/>



<https://www.kidsacademy.com/classroom/>