


Steve's House: MEASURING LENGTH



We use a **RULER** to measure small things.

We use a **YARDSTICK** or a **METER STICK** to measure bigger things.



We use a **PLASTIC TAPE MEASURE** to measure curvy objects.





We use a **METAL TAPE MEASURE** to measure very big objects.




Help Steve measure different things in his house.
Check the most suitable tool for each measurement.







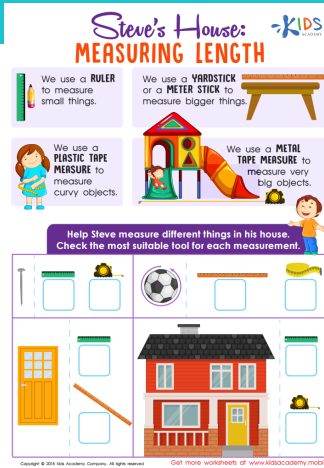






Worksheet Answer Key.

Scan the QR code to get the answer key for this worksheet. In it, you'll also find an explanation of how to solve the worksheet and additional learning resources.



Complete this worksheet online.

Scan the QR code below to open this interactive worksheet!

Let your child learn and play! The worksheet comes with a professional voice over of the task, and will be automatically checked and scored upon completion. Your child will also get suggestions of similar activities.



You can open this online worksheet in any browser and on any device. NO registration or app installation is needed to start learning. Just scan the QR code and there you are!

Ready to learn more? Use the code below to access a free lesson!

Interactive games, educational videos, online quizzes and our full worksheet collection – check it all out now!

For Students and Parents



Check out this free Trial Lesson with fun worksheets for kids!



<https://www.kidsacademy.com/tg/>

For Schools and Teachers



<https://www.kidsacademy.com/classroom/>