







Comparing Biodiversity: Rainforest Plants

The populations of rain forest plants listed below have been impacted by changes over time, including human activity. Help the scientists compare the numbers of plants in different areas of the rain forest by checking the number that makes the comparison true.







 <p>Orchids</p>	$452 >$	<input type="text"/> 552	<input type="text"/> 462	<input type="text"/> 442
 <p>Giant Water Lilies</p>	$25 <$	<input type="text"/> 240	<input type="text"/> 19	<input type="text"/> 24
 <p>Passion Fruit Flower</p>	$963 =$	<input type="text"/> 63	<input type="text"/> 963	<input type="text"/> 96
 <p>Monkey Brush Vine</p>	$149 >$	<input type="text"/> 87	<input type="text"/> 220	<input type="text"/> 194
 <p>Rubber Tree</p>	$723 <$	<input type="text"/> 98	<input type="text"/> 726	<input type="text"/> 719
 <p>Cacao</p>	$600 >$	<input type="text"/> 599	<input type="text"/> 722	<input type="text"/> 804

Comparing Biodiversity: Rainforest Plants Worksheet



Worksheet Answer Key.

Scan the QR code to get the answer key for this worksheet. In it, you'll also find an explanation of how to solve the worksheet and additional learning resources.

Comparing Biodiversity: Rainforest Plants					
The populations of rain forest plants listed below have been impacted by changes over time, including human activity. Help the scientists compare the numbers of plants in different areas of the rain forest by checking the number that makes the comparison true.					
 Orchids	452 >	<input type="text" value="552"/>	<input type="text" value="462"/>	<input type="text" value="442"/>	
 Giant Water Lilies	25 <	<input type="text" value="240"/>	<input type="text" value="19"/>	<input type="text" value="24"/>	
 Passion Fruit Flower	963 =	<input type="text" value="63"/>	<input type="text" value="963"/>	<input type="text" value="96"/>	
 Monkey Brush Vine	149 >	<input type="text" value="87"/>	<input type="text" value="220"/>	<input type="text" value="194"/>	
 Rubber Trees	723 <	<input type="text" value="98"/>	<input type="text" value="726"/>	<input type="text" value="719"/>	
 Cacao	600 >	<input type="text" value="599"/>	<input type="text" value="722"/>	<input type="text" value="804"/>	



Complete this worksheet online.

Scan the QR code below to open this interactive worksheet!

Let your child learn and play! The worksheet comes with a professional voice over of the task, and will be automatically checked and scored upon completion. Your child will also get suggestions of similar activities.



You can open this online worksheet in any browser and on any device. NO registration or app installation is needed to start learning. Just scan the QR code and there you are!

Ready to learn more? Use the code below to access a free lesson!

Interactive games, educational videos, online quizzes and our full worksheet collection – check it all out now!

For Students and Parents



Check out this free Trial Lesson with fun worksheets for kids!

Lesson 2: Counting to 120 starting at any number



For Schools and Teachers



Great! Now your students can use the code below to join the class



<https://www.kidsacademy.com/tg/>

<https://www.kidsacademy.com/classroom/>