













Scrambled Sentences










Draw a line through the circles to put the words in order and make a complete sentence. In each section, you should start at the red circle. Each time the sentence will grow! Include every word.



 The  fox  the  chased  rabbit.




 the  chased  The  fox  white  red  rabbit.

 The  white  rabbit  was  by  chased  the  red  fox.

Worksheet Answer Key.

Scan the QR code to get the answer key for this worksheet. In it, you'll also find an explanation of how to solve the worksheet and additional learning resources.



Complete this worksheet online.

Scan the QR code below to open this interactive worksheet!

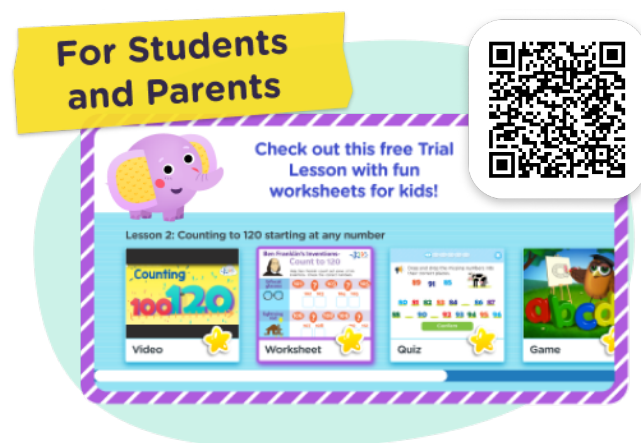
Let your child learn and play! The worksheet comes with a professional voice over of the task, and will be automatically checked and scored upon completion. Your child will also get suggestions of similar activities.



You can open this online worksheet in any browser and on any device. NO registration or app installation is needed to start learning. Just scan the QR code and there you are!

Ready to learn more? Use the code below to access a free lesson!

Interactive games, educational videos, online quizzes and our full worksheet collection – check it all out now!



<https://www.kidsacademy.com/tg/>

<https://www.kidsacademy.com/classroom/>