
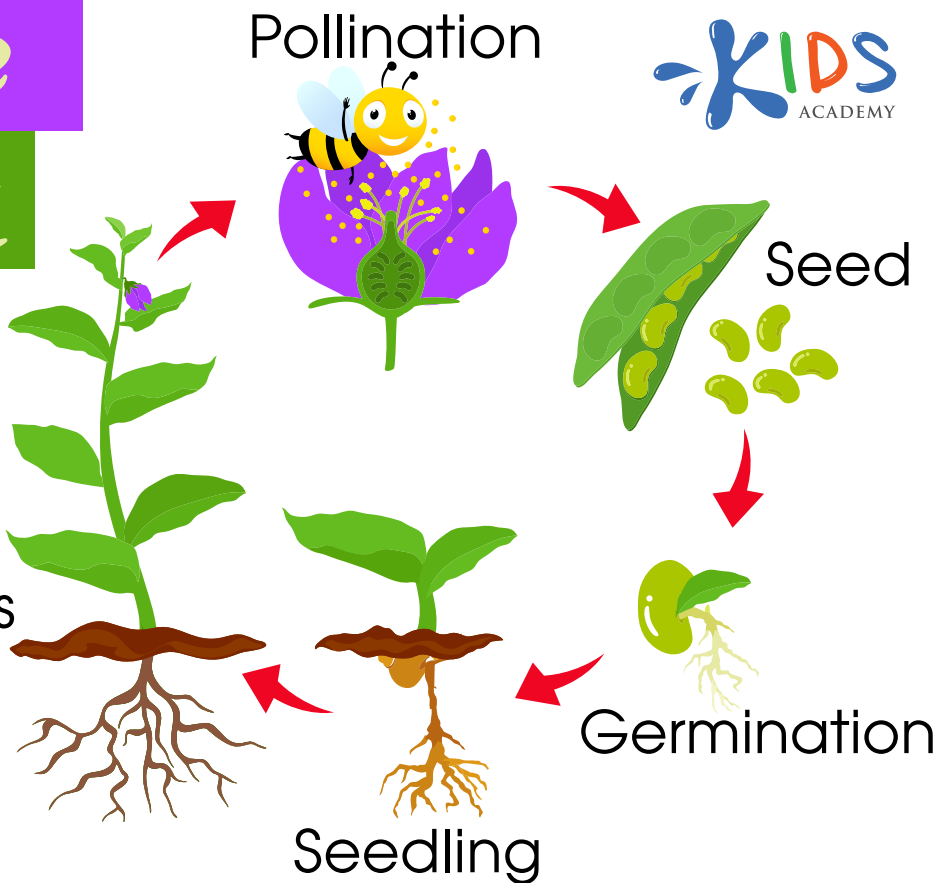



Life Cycle of a Plant

Look at the diagram and check off the correct stage number next to each picture.



Roots and stem

<input type="checkbox"/>	1	<input type="checkbox"/>	2	<input type="checkbox"/>	3	<input type="checkbox"/>	4	<input type="checkbox"/>	5
--------------------------	---	--------------------------	---	--------------------------	---	--------------------------	---	--------------------------	---



Pollination

<input type="checkbox"/>	1	<input type="checkbox"/>	2	<input type="checkbox"/>	3	<input type="checkbox"/>	4	<input type="checkbox"/>	5
--------------------------	---	--------------------------	---	--------------------------	---	--------------------------	---	--------------------------	---



Seed

<input type="checkbox"/>	1	<input type="checkbox"/>	2	<input type="checkbox"/>	3	<input type="checkbox"/>	4	<input type="checkbox"/>	5
--------------------------	---	--------------------------	---	--------------------------	---	--------------------------	---	--------------------------	---



Seedling

<input type="checkbox"/>	1	<input type="checkbox"/>	2	<input type="checkbox"/>	3	<input type="checkbox"/>	4	<input type="checkbox"/>	5
--------------------------	---	--------------------------	---	--------------------------	---	--------------------------	---	--------------------------	---

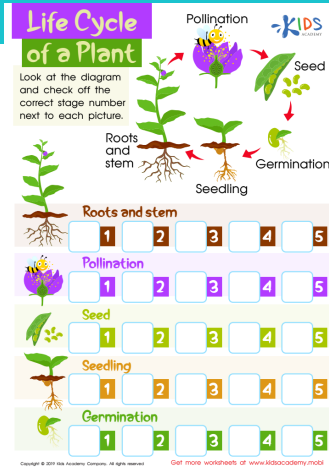


Germination

<input type="checkbox"/>	1	<input type="checkbox"/>	2	<input type="checkbox"/>	3	<input type="checkbox"/>	4	<input type="checkbox"/>	5
--------------------------	---	--------------------------	---	--------------------------	---	--------------------------	---	--------------------------	---

Worksheet Answer Key.

Scan the QR code to get the answer key for this worksheet. In it, you'll also find an explanation of how to solve the worksheet and additional learning resources.



Complete this worksheet online.

Scan the QR code below to open this interactive worksheet!

Let your child learn and play! The worksheet comes with a professional voice over of the task, and will be automatically checked and scored upon completion. Your child will also get suggestions of similar activities.



You can open this online worksheet in any browser and on any device. NO registration or app installation is needed to start learning. Just scan the QR code and there you are!

Ready to learn more? Use the code below to access a free lesson!

Interactive games, educational videos, online quizzes and our full worksheet collection – check it all out now!

For Students and Parents



Check out this free Trial Lesson with fun worksheets for kids!

Lesson 2: Counting to 120 starting at any number



For Schools and Teachers



Great! Now your students can use the code below to join the class

7008

KidsAcademy.com

Code expires on: 00-00-00

COPY ACCESS LINK

Estimated classroom time: 21 min

Video 4:28 min

Worksheet 4:28 min

Quiz 4:28 min

Game 4:28 min

Video 4:28 min

Video 4:28 min

Video 4:28 min

Video 4:28 min

Video 4:28 min

Video 4:28 min

Video 4:28 min

Video 4:28 min

Video 4:28 min

Video 4:28 min

Video 4:28 min

<https://www.kidsacademy.com/tg/>

<https://www.kidsacademy.com/classroom/>