

Rhyming Pairs

Look at the picture on the left.

Then, circle the picture on the right that rhymes with it.



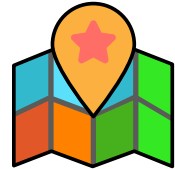
car



bear



star



map



shoe




glue



pear



bee



fly




tree



mouse



tie




hare



heart



chair



apple

Worksheet Answer Key.

Scan the QR code to get the answer key for this worksheet. In it, you'll also find an explanation of how to solve the worksheet and additional learning resources.

Rhyming Pairs



Look at the picture on the left.
Then, circle the picture on the right that rhymes with it.

 car	 bear	 star	 map
 shoe	 glue	 pear	 bee
 fly	 tree	 mouse	 tie
 hare	 heart	 chair	 apple

Copyright © 2017 Kids Academy Company. All rights reserved. Get more worksheets at www.kidsacademy.com



Complete this worksheet online.

Scan the QR code below to open this interactive worksheet!

Let your child learn and play! The worksheet comes with a professional voice over of the task, and will be automatically checked and scored upon completion. Your child will also get suggestions of similar activities.



You can open this online worksheet in any browser and on any device. NO registration or app installation is needed to start learning. Just scan the QR code and there you are!

Ready to learn more? Use the code below to access a free lesson!

Interactive games, educational videos, online quizzes and our full worksheet collection – check it all out now!

For Students and Parents



Check out this free Trial Lesson with fun worksheets for kids!

Lesson 2: Counting to 120 starting at any number



For Schools and Teachers



Great! Now your students can use the code below to join the class



<https://www.kidsacademy.com/tg/>

<https://www.kidsacademy.com/classroom/>