

CITIES: Finding Differences in Texts

Text 1: Cities



apartment buildings



lots of people



loud and busy streets

Text 2

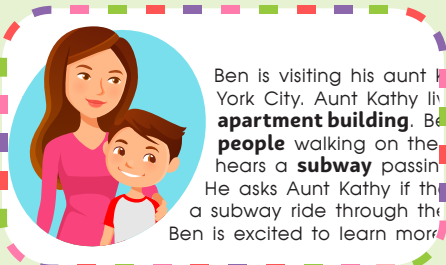


Ben is visiting his Aunt Kathy in New York City. Aunt Kathy lives in a **very tall apartment building**. Ben sees **lots of people** walking on the sidewalks. Ben hears a **subway** passing above them. He asks Aunt Kathy if they can take a subway ride through the city tomorrow. Ben is excited to learn more about the city!

Use the texts to help you answer the questions.
Check the correct answer.

1. In text 1 “Cities”, we see _____.

a story



Ben is visiting his aunt in New York City. Aunt Kathy lives in a **very tall apartment building**. Ben sees **lots of people** walking on the sidewalks. Ben hears a **subway** passing above them. He asks Aunt Kathy if they can take a subway ride through the city tomorrow. Ben is excited to learn more about the city!


pictures



People usually live in apartment buildings

Lots of people

2. The main character in text 2 is _____.



Worksheet Answer Key.

Scan the QR code to get the answer key for this worksheet. In it, you'll also find an explanation of how to solve the worksheet and additional learning resources.

CITIES: Finding Differences in Texts

Text 1: Cities

apartment buildings lots of people loud and busy streets

Text 2


Ben is visiting his Aunt Kathy in New York City. Aunt Kathy lives in a **very tall apartment building**. Ben sees **lots of people** walking on the sidewalks. Ben hears a **subway** passing above them. He asks Aunt Kathy if they can take a subway ride through the city tomorrow. Ben is excited to learn more about the city!

Use the texts to help you answer the questions. Check the correct answer.

1 In text 1 "Cities", we see _____.

a story pictures

2 The main character in text 2 is _____.

 Get more worksheets at www.kidsacademy.com



Complete this worksheet online.

Scan the QR code below to open this interactive worksheet!

Let your child learn and play! The worksheet comes with a professional voice over of the task, and will be automatically checked and scored upon completion. Your child will also get suggestions of similar activities.



You can open this online worksheet in any browser and on any device. NO registration or app installation is needed to start learning. Just scan the QR code and there you are!

Ready to learn more? Use the code below to access a free lesson!

Interactive games, educational videos, online quizzes and our full worksheet collection – check it all out now!

For Students and Parents



Check out this free Trial Lesson with fun worksheets for kids!

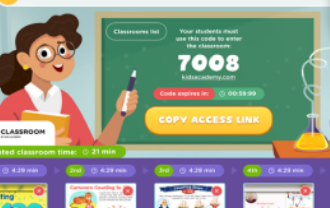
Lesson 2: Counting to 120 starting at any number



For Schools and Teachers



Great! Now your students can use the code below to join the class



<https://www.kidsacademy.com/tg/>

<https://www.kidsacademy.com/classroom/>