






# Walk in the Woods: Finding the Connection

Listen to the story about a **brother** and **sister's** walk through the woods. What do their walks have in common? Check the things that both brother and sister see in the woods.

A brother took a walk in the woods. He saw so many things. The brother saw **trees** . The brother saw a **squirrel** . The brother saw a **hare** . The brother went home.

The next day his sister took a walk through the woods. The sister saw **trees** . The sister saw a **squirrel** . The sister saw a **deer** . The sister went home.



trees



hare



squirrel



deer

# Walk In the Woods: Finding Connections Worksheet



## Worksheet Answer Key.

Scan the QR code to get the answer key for this worksheet. In it, you'll also find an explanation of how to solve the worksheet and additional learning resources.



## Complete this worksheet online.

Scan the QR code below to open this interactive worksheet!

Let your child learn and play! The worksheet comes with a professional voice over of the task, and will be automatically checked and scored upon completion. Your child will also get suggestions of similar activities.



You can open this online worksheet in any browser and on any device. NO registration or app installation is needed to start learning. Just scan the QR code and there you are!

## Ready to learn more? Use the code below to access a free lesson!

Interactive games, educational videos, online quizzes and our full worksheet collection – check it all out now!

### For Students and Parents



Check out this free Trial Lesson with fun worksheets for kids!



<https://www.kidsacademy.com/tg/>

### For Schools and Teachers



<https://www.kidsacademy.com/classroom/>